




# Ranger 90, 140 & 150

Drive Systems for Industrial Rolling Shutters

- Range of output speeds and torques
- Available with either digital or mechanical limits
- Horizontal or vertical mounting
- Low level hand chain operation as standard
- Plug-connected control equipment
- Certified to BS EN 12453:2001-02



## Application

The Ranger 90, 140 and 150 drive units are suitable for use on both counter-balanced and non-counter-balanced rolling shutter doors. The hard wearing precision made worm gears ensure a long, maintenance free life.

The drive units are manufactured with a range of output speeds up to 48rpm and torques up to 150Nm.

## Installation

The Ranger 90, 140 and 150 are all supplied with flange mounting

as standard. The sealed gearbox allows the unit to be installed either horizontally or vertically according to space limitations. In the event of a mains power failure the hand chain operator can be engaged from low level and used at any angle.

All Ranger drives are supplied with directly driven, built-in limit switches to maintain a precise stopping position under all circumstances.

As standard the drives are supplied with digital limits which allows adjustment of limits from ground level using a compatible GfA control panel.

The option of mechanical limits is still available.

## Approvals & Certification

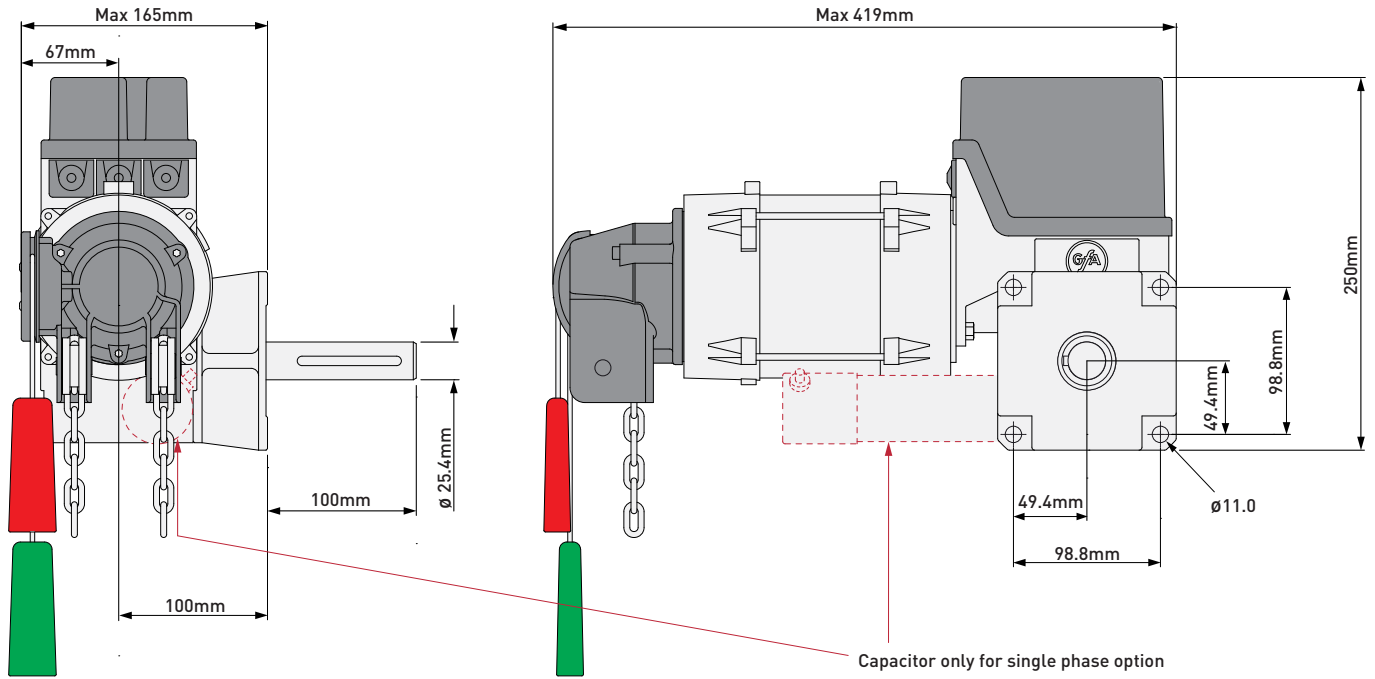
Using the Ranger series manufacturers can construct power operated shutter doors and grilles to meet the Product Standard BS EN 13241-1:2003 and to comply with the European Directives for Machinery, Construction Products, Low Voltage and EMC.



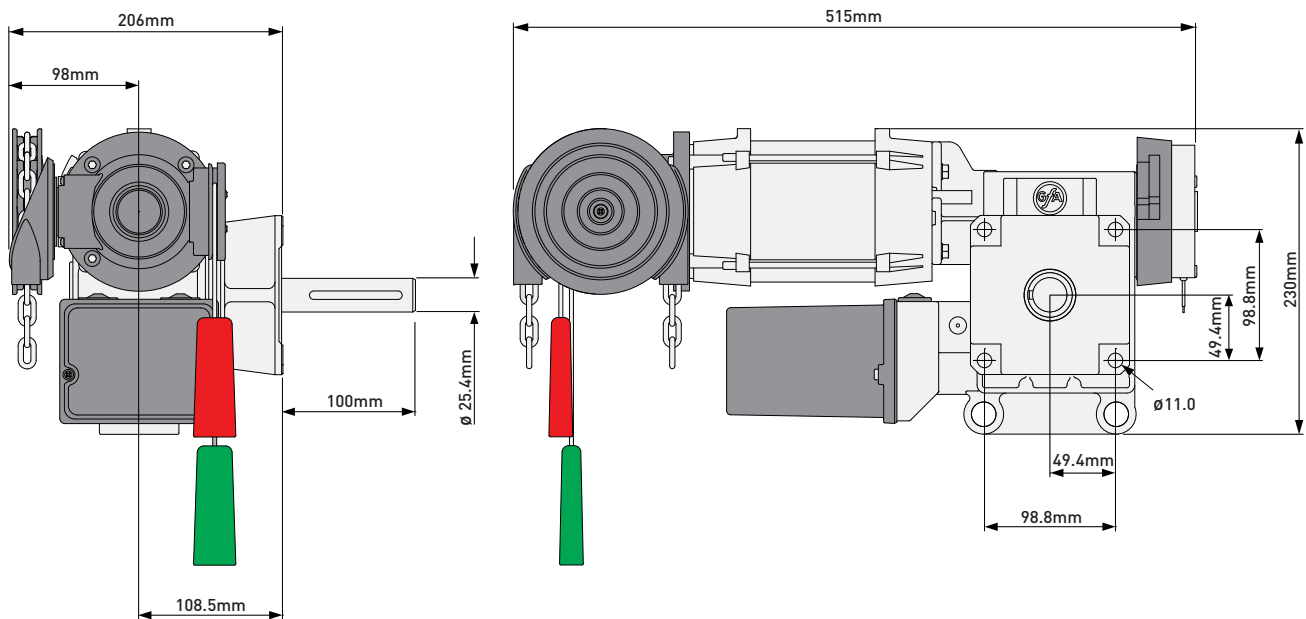
## Technical Specification

Model		Ranger 90	Ranger 140	Ranger 150	Ranger 90W
Part Ref.		RP09	RP14	RP15	RP07W
Output torque	Nm	90	140	150	70
Output speed	rpm	32	22	48	32
Motor power	kW	0.37	0.45	0.4	0.45
Supply voltage	V	3x400/PE	3x400/PE	3x400/PE	1x230/N/PE
Motor rated current	A	1.2	2.6	1.9	3.9
Frequency	Hz	50	50	50	50
Supply fuse (slow blow)	A	10	10	10	10
Max movements per hour	H <sup>-1</sup>	16	8	12	12
Limit switch capacity	Turns	40	40	40	40
Protection		IP 65	IP 65	IP 65	IP 65
Weight	Kg	15	16	22	16
Shaft size		1"	1"	1"	1"

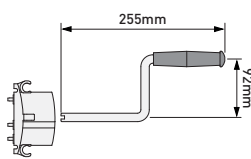
# Ranger 90 & 140



# Ranger 150



## Hand Crank Option



**Please note:**  
Other mounting arrangements are available on request.



GfA ELEKTROMATEN UK Ltd  
Unit 1, Titan Business Centre,  
Spartan Close, Warwick, UK. CV34 6RR

Tel: (+44) 01926 452 452  
Fax: (+44) 01926 336 417  
Email: sales@gfa-elektromaten.co.uk